

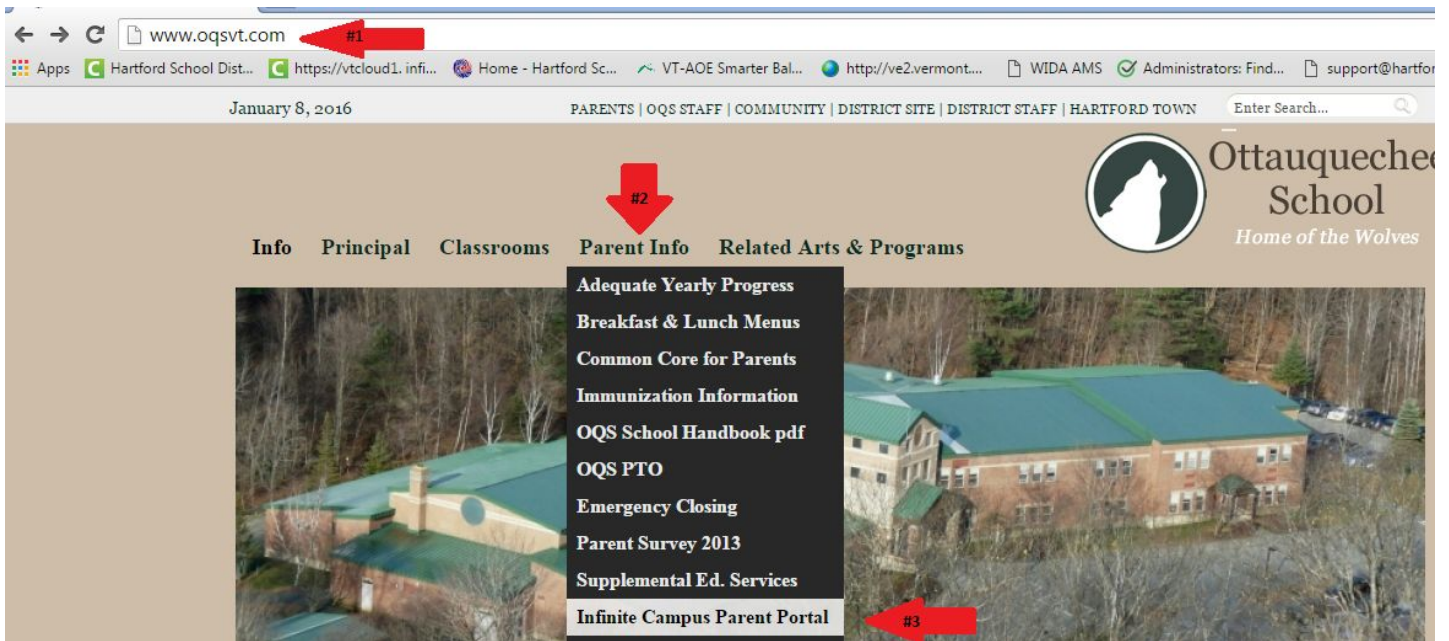
Campus Portal

Getting or Getting To a Parent Portal

Step #1: Ottawaquechee Web Site

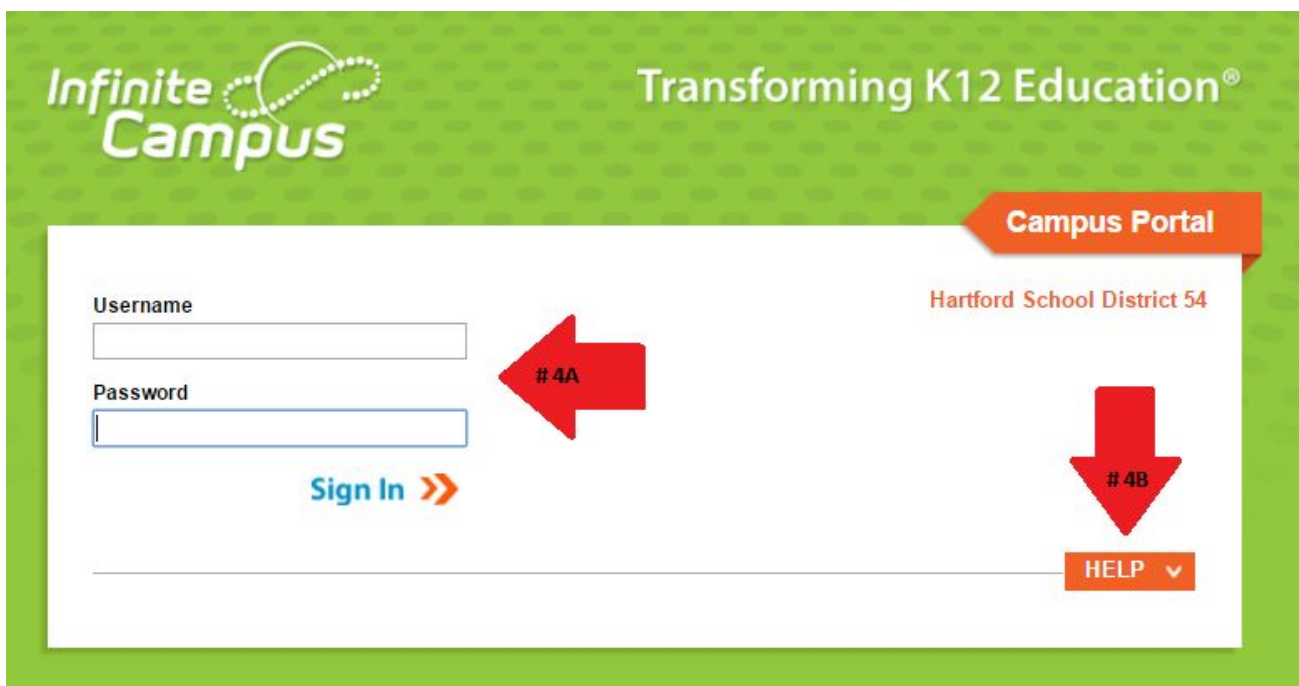
Step #2 Parent Info

Step #3 Drag Down to "Infinite Campus Parent Portal"



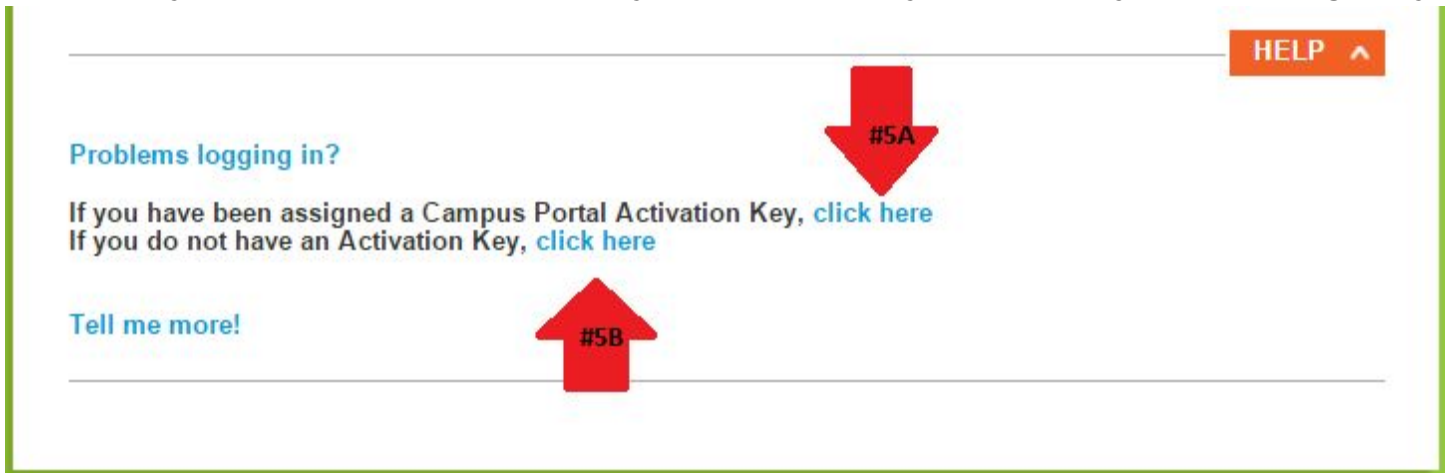
Step #4A: If you already have a Portal Account Sign In >> and then go to [Campus Portal](#)

Step #4B: If you do **not** have a Portal account, Click [HELP](#) ▾



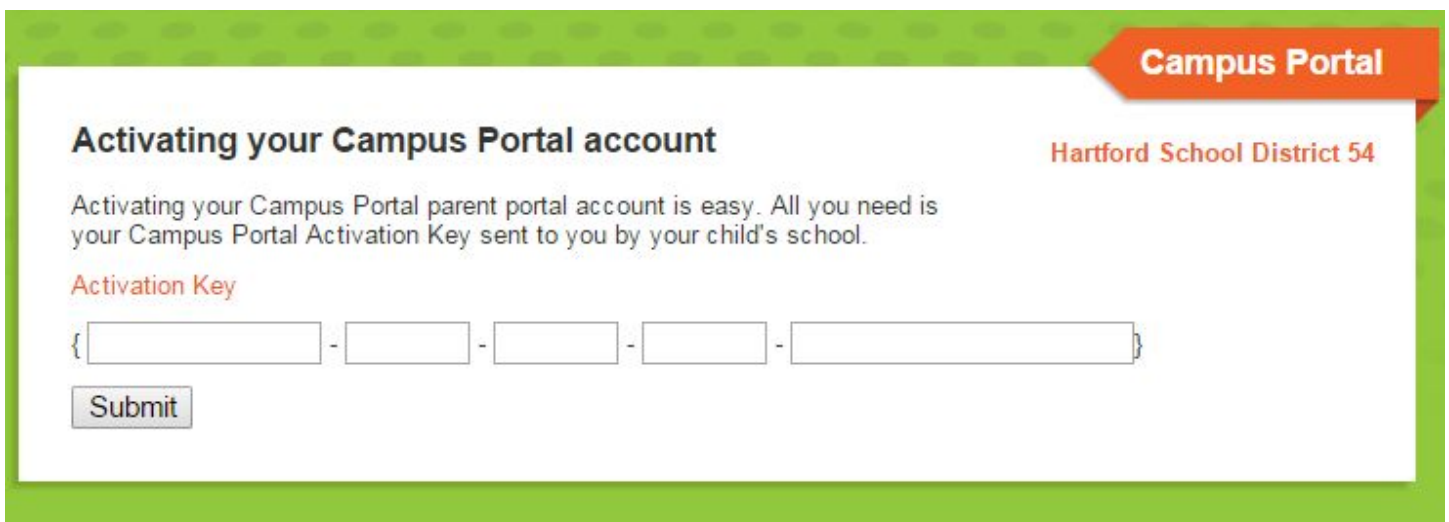
Step #5A: If you have a Activation Key [click here](#) and go to Step #6.

Step #5B: If you do not have an Activation Key [click here](#) will tell you to contact your school to get Key.



A screenshot of a help page with a green border. At the top right is an orange button labeled "HELP" with an upward arrow. Below it, a red downward arrow labeled "#5A" points to the text "Problems logging in?". Underneath that text are two lines of instructions: "If you have been assigned a Campus Portal Activation Key, [click here](#)" and "If you do not have an Activation Key, [click here](#)". Below the instructions is a red upward arrow labeled "#5B" pointing to the text "Tell me more!".

Step #6: Put in your Activation Key and you now have a Parent Portal!



A screenshot of the "Campus Portal" activation page. The page has a green header with a white box containing the text "Campus Portal" in orange. Below the header, the title "Activating your Campus Portal account" is displayed in bold. To the right of the title is the text "Hartford School District 54". Below the title is a paragraph: "Activating your Campus Portal parent portal account is easy. All you need is your Campus Portal Activation Key sent to you by your child's school." Underneath this is the label "Activation Key" in orange. Below the label is a form field consisting of five boxes separated by hyphens: { [] - [] - [] - [] - [] }. Below the form field is a "Submit" button.

Those who do not have an Activation Key, your child's school office can easily email or tell you your Activation Key and they get back to Step #6.

#3 Get School and District Messages

The screenshot shows the Infinite Campus Campus Portal interface. At the top, it says "Campus Portal" and "SELECT A STUDENT". The user is logged in as "Welcome Brenda Student" with a "Sign Out" button. The Infinite Campus logo is in the top right. On the left is a navigation menu under "Family" with options: Messages (2), Discussions, Household Information, Family Members, Calendar, Fees, Payments, Food Service, Applications/Forms, To Do List, and User Account. The main content area shows message categories: "District Announcements - 2 messages (1 new)", "School Announcements - 2 messages (1 new)", and "Inbox - 0 messages". A message from "02/10/2015 Harrison High" is displayed, stating that school is cancelled for Tuesday, February 10th due to cold temperatures and slick conditions. Below the messages is a banner for mobile apps: "Go Mobile - Need Your District ID?" with logos for the App Store, Google Play, and Amazon Appstore. A large green button says "Get Your District ID".

#4 Change Password

The screenshot shows the "Change Account Password" form. On the left is the same navigation menu as in the previous screenshot. The form title is "Change Account Password" with a help icon. It contains two input fields: "New Password" and "Verify New Password". A progress indicator shows "0%". Below the form is a "Save Changes" section with a "Current Password" input field and a "Save Changes" button.

Campus Portal

What the Future Holds for Campus Portal

Future #1 Food Service Information (discussed for 2016-17 school year)

The screenshot shows the 'Food Service' section of a campus portal. On the left is a navigation menu with 'Food Service' highlighted. The main content area displays a table of account balances and a transaction detail view. Red boxes and arrows highlight specific features: the 'Food Service' menu item, the 'Go' button, and specific transaction items.

Food Service

Account Name	Account #	Balance as of 01/27/2011
Kommer, Emily N	15726	\$-0.70
Kommer, Jarred L	3356	\$5.85
Kommer, Jessica	15725	\$16.90
Kommer, Mallory S	2706	\$20.00

Transactions are based on the student and date range selected. "Go" refreshes the displayed data.

Transaction Detail

Show transactions for: Month Date Range

Date	Patron	Item	Comment	Debit	Credit
01/01/2011		Starting Balance			\$4.00
01/18/2011	Emily K	Fruit, Fresh Whole		\$0.50	
		2 X Rc Krspy		\$1.60	
		3 X Peanut Butter cup		\$1.20	
		2 X Lg Cookie		\$0.80	
		Yogrt		\$0.60	

Total Debits/Credits: \$4.70 / \$4.00

Ending Balance as of 01/27/2011: \$-0.70

Future #2 Payment Ability (option in discussion)

Campus Portal | SELECT A STUDENT | Welcome Ann Parent | Sign Out

Family

- Messages >
- Household Information >
- Family Members >
- Calendar >
- Fees >
- Payments**
- Food Service >
- To Do List >

User Account

- Contact Preferences >
- Access Log >

Payments

Accepted Payment Methods: VISA, DISCOVER, echeck

Payment History

Minimum payment amount is \$6.00
In the sections below, you may add additional funds to your student's lunch accounts, pay for school fees, and add items pay for.

Food Service Account	Balance	*Estimate	Payment
Student, Adam M	\$0.00	N/A	\$
Student, Laura A	\$0.00	N/A	\$

* The estimated payment is for one month and is based on the past food service purchases.

Student	Fee	Due Date	Due	Payment
Student, Adam M	Registration Fee	09/20/2013	\$25.00	\$
	New Fee	06/19/2014	\$50.00	\$
	Optional Fee 1	06/19/2014	\$150.00	\$
Optional Items				
Student, Laura A	Registration Fee	09/20/2013	\$25.00	\$
	Optional Fee 1	06/30/2014	\$144.00	\$
	Choir Concert	07/01/2014	\$13.00	\$
Optional Items				

Convenience Fee: \$ 2.00

Total: \$

Continue

Future #3 Assignments in Calendar (already available HMMS & HHS)

Andrew

Calendar

Schedule >

Attendance >

Grades >

Behavior >

eTranscript >

School Choice

Reports

September 2014

Assignment(s) Due Attendance Event(s)

Sunday	Monday	Tuesday	Wednesday	Thursday
	01	02	03	04
	Andrew A+	Andrew A+	Andrew A+	Andrew A+
07	08	09	10	11

Andrew's Assignments and Activities for 09/03/2014

580511-2000 AP Calculus (A)

Assignments

Name	Trigonometric Functions Worksheet	Total Points Possible	50
Due Date	09/03/2014	Score	
Date Assigned	09/03/2014	Comments	

Description

After our introduction to Trigonometry, please do you best on this worksheet.

We'll discuss more in class on Friday.

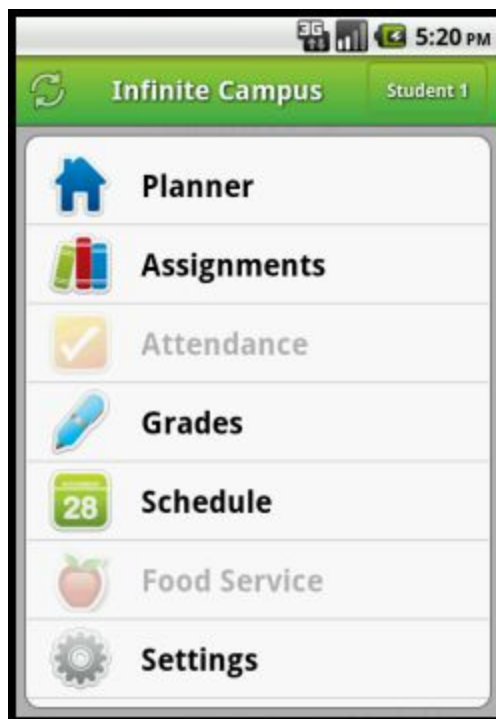
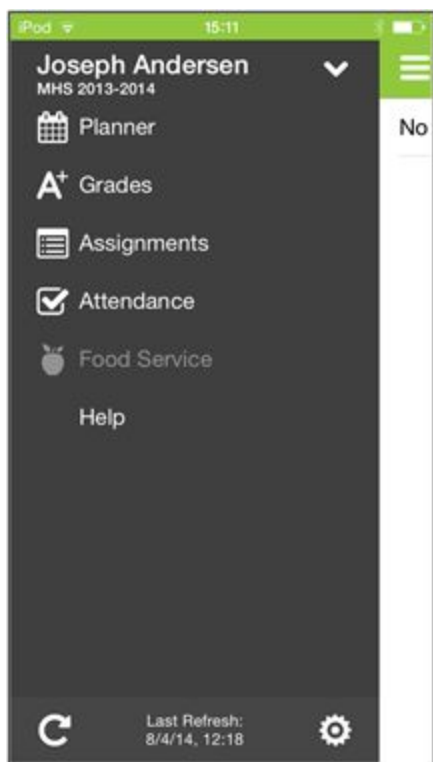
Mobile Portal

Your Students at Your Fingertips

Access to student information:

Iphone

Android



Where to Download the Campus Mobile Portal App

The Campus Mobile Portal can be downloaded through the Apple App Store, Google Play Store or Amazon Appstore.



How to Sign In

In order to connect your device to our district's Infinite Campus server, you need to enter our District ID.

Our District ID : XXXXXX

Watch the Mobile Portal videos for additional information

- [Mobile Portal on an iOS device](#)
- [Mobile Portal on an Android device](#)

Thank you,

--

Bill Yates

Infinite Campus Data Administrator

Hartford School District